




MATERIAL REQUIRED:

- 1) 100' MEASURING TAPE
- 2) (2) CLAMPS (QUICK CLAMPS TO FASTEN END OF TAPE)
- 3) DIAMETER TAPE
- 4) COLOR WHEEL
- 5) CAMERA
- 6) HARNESS
- 7) HARD HAT
- 8) CORDLESS DRILL w/ (4 5) 1/4" DRILL BITS (VERY SHARP)
- 9) FINE POINT SHARPIE MARKER, PEN & PENCIL



TOP SECTION FIELD GUIDE

NAME: _____

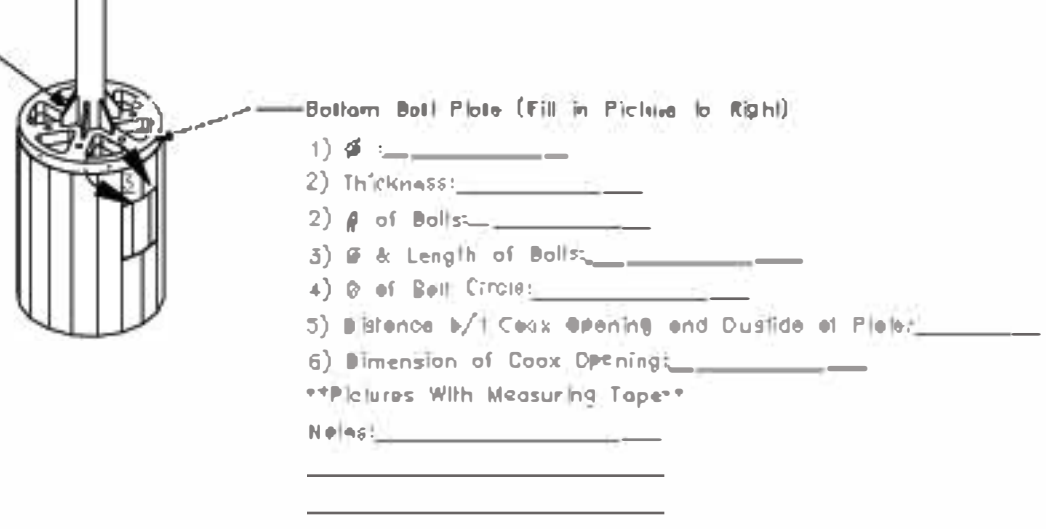
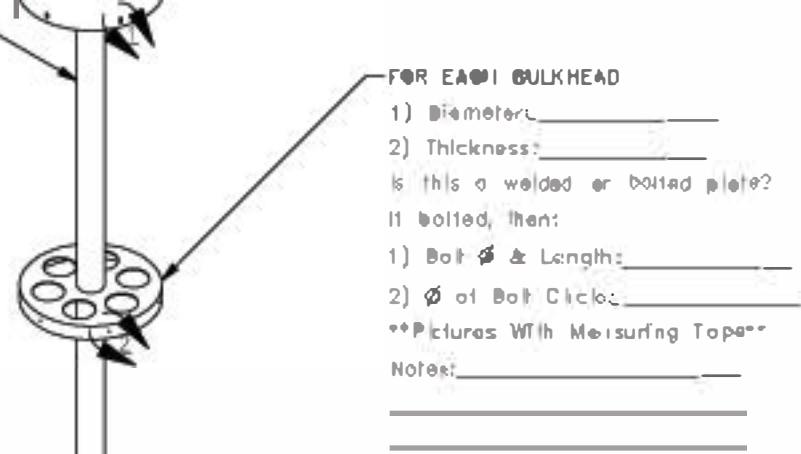
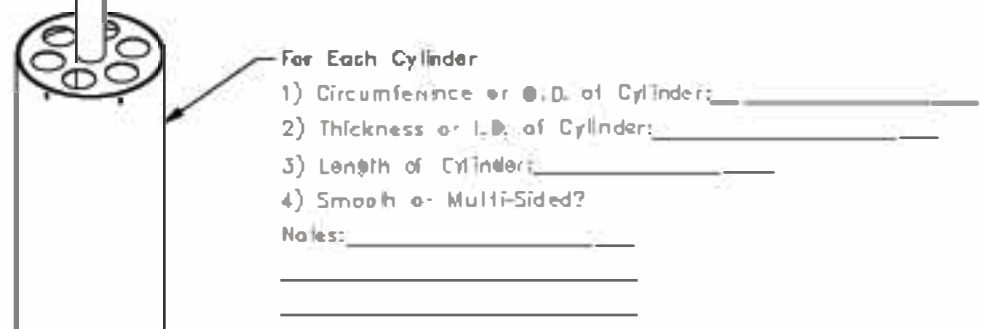

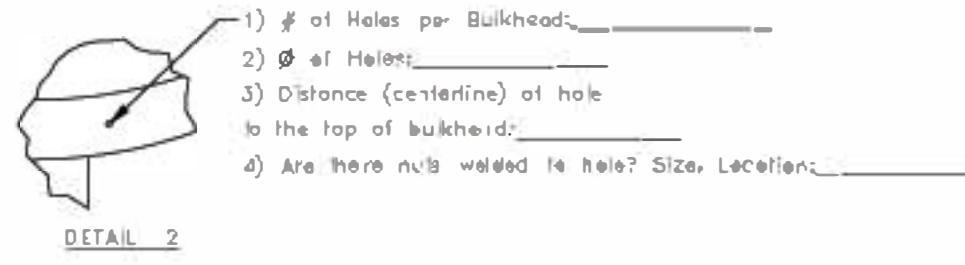
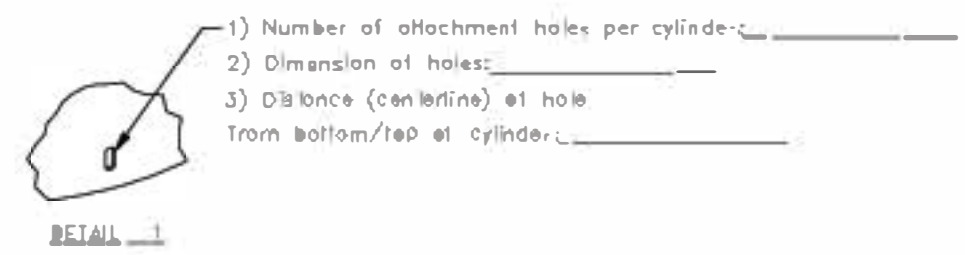
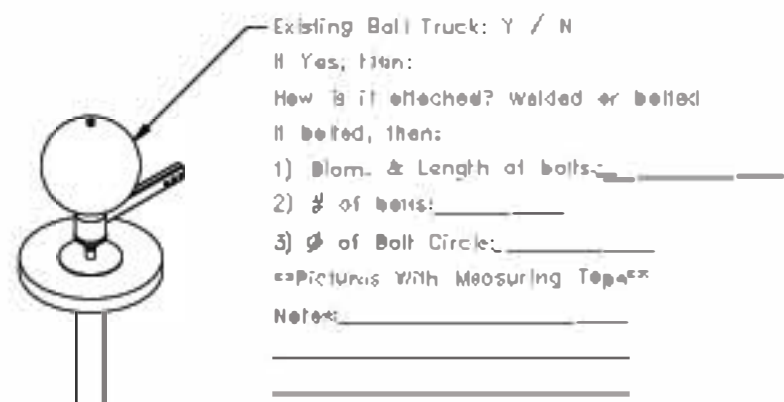
DATE: _____

PROJECT NAME: _____

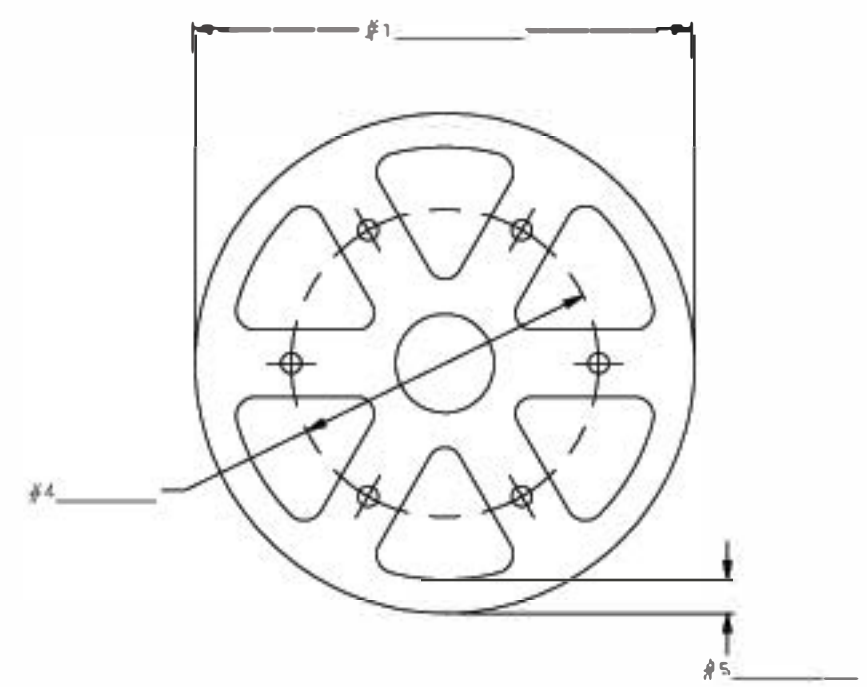
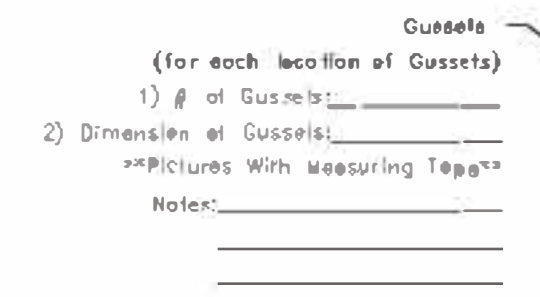
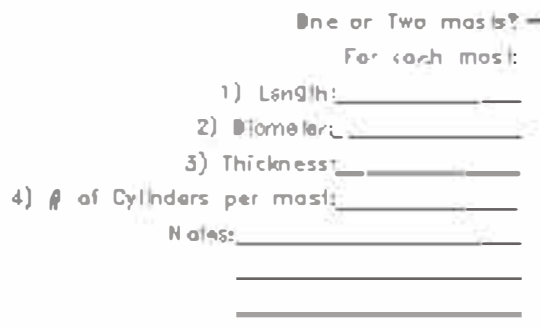
PROJECT NUMBER: _____

STEALTH ADDRESS: _____

T1



** If the thickness of the mast can not be determined from inspection, drill small hole on the upper part of the pipe to determine.



3004-A ASHLEY PHOSPHATE RD.
 NORTH CHARLESTON, SC 29418
 P: (803)-755-0889 F: (843)-207-0207
 WWW.STEALTHCONCEALMENT.COM

PROPRIETARY INFORMATION
 THE INFORMATION CONTAINED WITHIN THIS DRAWING SET IS PROPRIETARY & CONFIDENTIAL & V.NATURE. ANY USE OR DISCLOSURE OTHER THAN THAT WHICH RELATES TO STEALTH CONCEALMENT SOLUTIONS, INC. IS STRICTLY PROHIBITED.

DRAWING NOT TO SCALE UNLESS SPECIFIED
 DIMENSIONS SHOWN ARE IN INCHES UNLESS NOTED OTHERWISE

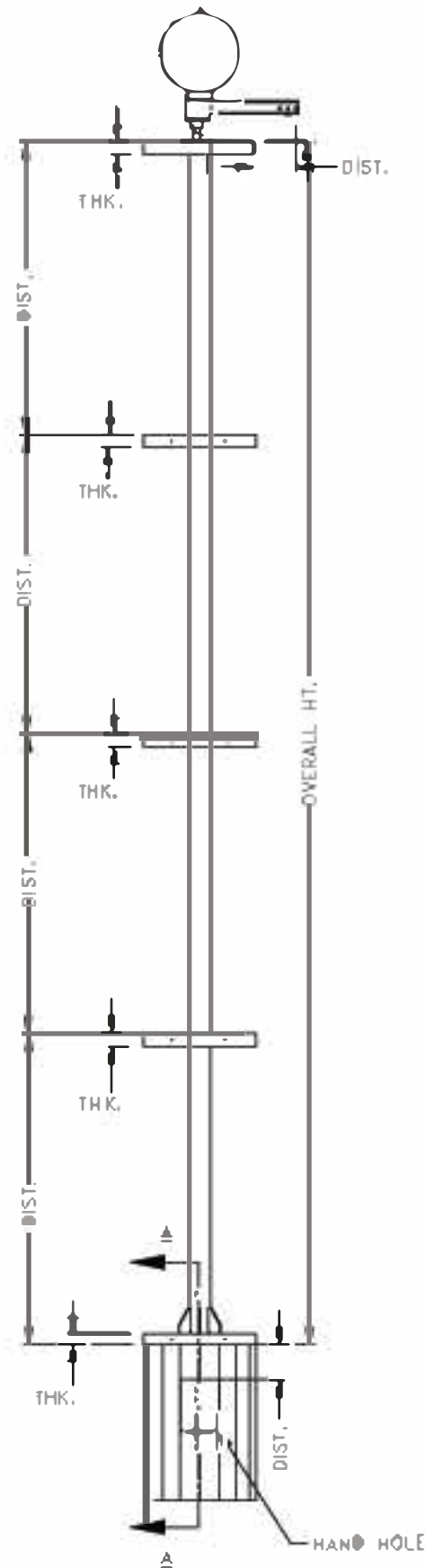
DECIMALS X ± 1/32" ANGULAR X ± 0.5°
 JOBS ± 0.01"

IPN SYMBOL INDICATES LOCATION OF PAIR PLASTER

TOP SECTION FIELD GUIDE

JOB #:
 DRAWN TO:
 DESIGNED TO:
 REVISED:

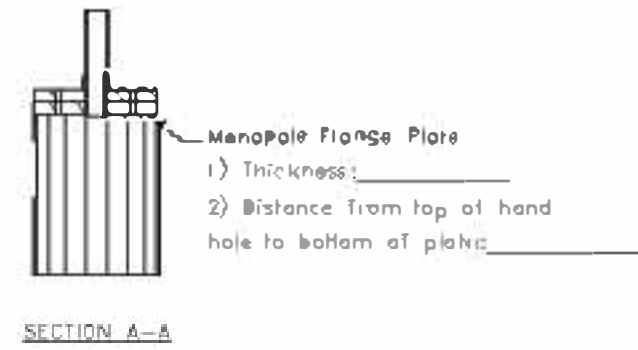
CS1



PLEASE ALSO INCLUDE:

- 1) Overall height of the basopole
- 2) Bottom diameter of the basopole
- 3) Size, thickness & pictures of the baseplate
- 4) Color of the existing pole/top section
- 5) Size & number of anchor bolts

Additional Notes: _____



3004-A ASHLEY PHOSPHATE RD.
 NORTH CHARLESTON, SC 29418
 P: (800)-755-0689 F: (843)-207-0207
 WWW.STEALTHCONCEALMENT.COM

PROPRIETARY INFORMATION
 THE INFORMATION CONTAINED WITHIN THIS DRAWING SET IS PROPRIETARY & CONFIDENTIAL & YOUR USE OR DISCLOSURE OTHER THAN THAT WHICH RELATES TO STEALTH CONCEALMENT SOLUTIONS, INC. IS STRICTLY PROHIBITED.

DRAWING NOT TO SCALE UNLESS SPECIFIED
 DIMENSIONS ARE IN INCHES UNLESS OTHERWISE SPECIFIED

DECIMALS X ± 1/32"	ANGULAR X ± 0.5°
FRACTIONS X ± 1/64"	

IPN SYMBOL INDICATES LOCATION OF POLE PLUMBER

TOP SECTION FIELD GUIDE

CS2